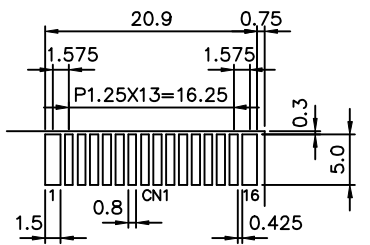
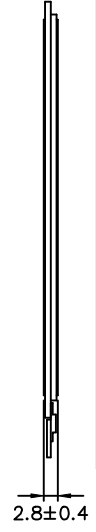


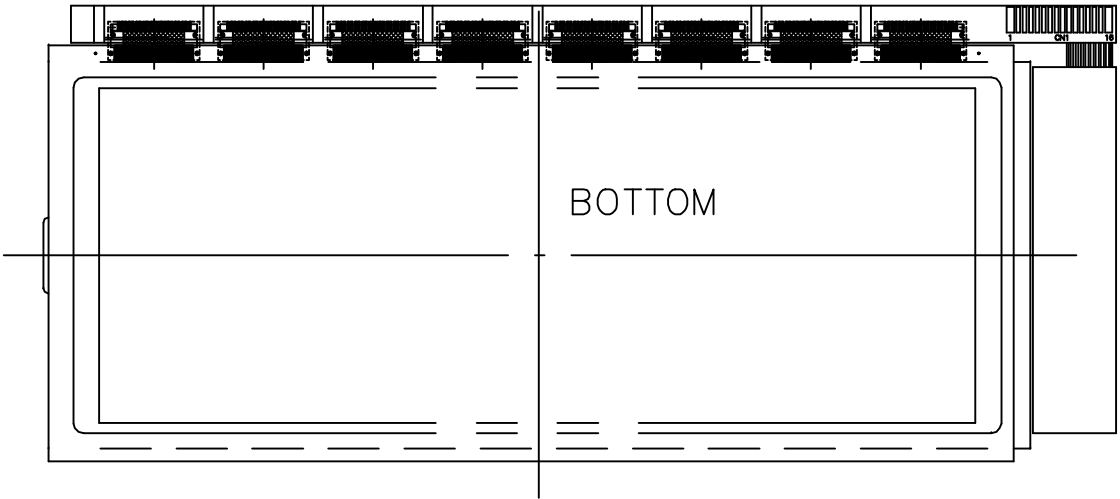
INTERNAL PIN CONNECTION

Pin No.	Symbol	Function	Level
1	VDD	Power supply for logic (+5V)	
2	VSS	Power supply (GND)	
3	FLM	First line marker	H
4	CL1	Display data latch clock	H → L
5	CL2	Display data shift clock	H → L
6	M	Control signal for AC driving	H/L
7	D0	Display data	H/L
8	D1	Display data	H/L
9	D2	Display data	H/L
10	D3	Display data	H/L
11	V0	Power supply for LCD(COM,SEG selected level)	
12	V1	Power supply for LCD(COM non-selected level)	
13	V2	Power supply for LCD(SEG non-selected level)	
14	V3	Power supply for LCD(SEG non-selected level)	
15	V4	Power supply for LCD(COM non-selected level)	
16	V5	Power supply for LCD(COM,SEG selected level)	



NOTES :

1. RESOLUTION : 640 X 200 DOTS
2. GENERAL TOLERANCE : ±0.2mm
3. ENSURE THAT VOLTAGES ARE SET SUCH THAT VSS≤V5<V4<V3<V2<V1<V0



產品編號	LTAM8RA23JP	南亞塑膠工業股份有限公司 NAN YA PLASTICS CORPORATION		
APPROVE	NAME	DATE	TITLE	製品圖
CHECK			DWG-NO	TAARA23JP Rev.A
DESIGN			UNIT : mm	
DRAWN	MAY PING	87.11.18	SCALE : 1/1	