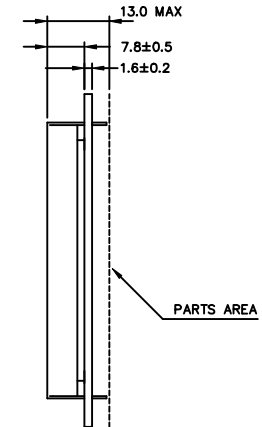
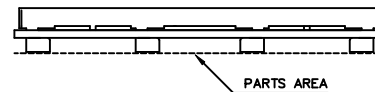


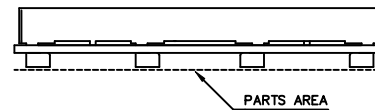
(W/O,EL B/L)



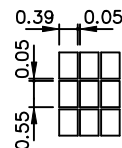
(LED B/L)



(W/O,EL B/L)



(LED B/L)



A DETAIL

PIN NO.	SYMBOL	FUNCTION
1	FG	FRAME GROUND
2	GND	GROUND
3	VCC	POWER SUPPLY FOR LOGIC(+5V)
4	VO	POWER SUPPLY FOR LCD DRIVE
5	WR	DATA WRITE TO MODULE WHEN "L"
6	RD	DATA READ FROM MODULE WHEN "L"
7	CE	CHIP ENABLE OF CONTROLLER WHEN "L"
8	C/D	WR="L",C/D="H" : COMMAND WRITE WR="L",C/D="L" : DATA WRITE RD="L",C/D="H" : STATUS READ RD="L",C/D="L" : DATA READ
9	RST	CONTROLLER RESET WHEN "L"
10	DB0	DATA INPUT/OUTPUT(LSB)
11	DB1	DATA INPUT/OUTPUT
12	DB2	DATA INPUT/OUTPUT
13	DB3	DATA INPUT/OUTPUT
14	DB4	DATA INPUT/OUTPUT
15	DB5	DATA INPUT/OUTPUT
16	DB6	DATA INPUT/OUTPUT
17	DB7	DATA INPUT/OUTPUT(MSB)
18	FS	FONT SELECT "H" FOR 8X8 PIXELS/CHARACTER "L" FOR 8X8 PIXELS/CHARACTER
A	A	ANODE OF BACKLIGHT
K	K	CATHODE OF BACKLIGHT

NOTES :

1. RESOLUTION: 128 x 64 DOTS
2. TOLERANCE NO SPECIFIED: ±0.5 mm

產品編號	LM_77_077_4	南亞塑膠工業股份有限公司 NAN YA PLASTICS CORPORATION		
APPROVE	NAME	DATE	TITLE	製品圖
CHECK			DWG-NO	MX-X077X4 Rev.A
DESIGN			UNIT	: mm
DRAW	MAY PING	86.03.20	SCALE	: 1/1